


# TS \$3L

19-NOV-201 SD 111

7 UHQFK 026 %DUULHU 6FKRWWN\ 5H



'2  
 '2 \$&

Cathode  Anode

### Features

- ‡ \$GYDQW HGW HFK QROI
- ‡ /RZIRUZ YRG VDJRS
- ‡ /RZSRZ UR VVHV
- ‡ +LJK IILFLRIS HFU DWLRC
- ‡ /HDJUH)HLQLSRK+ & RPSC

### Applications

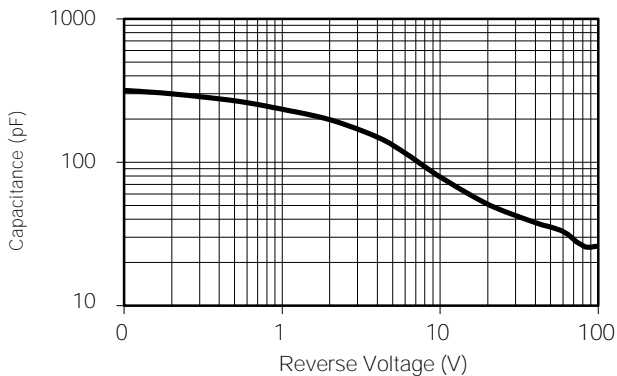
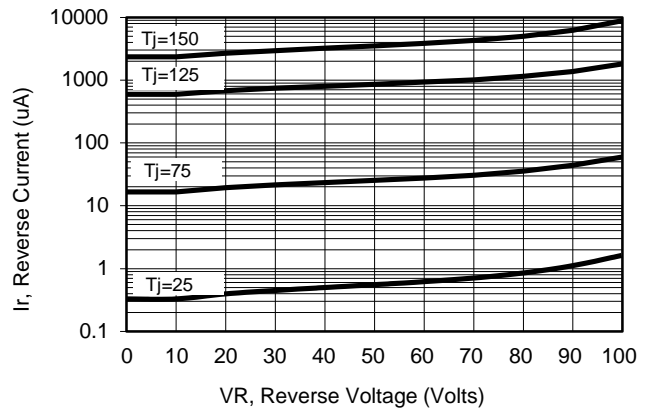
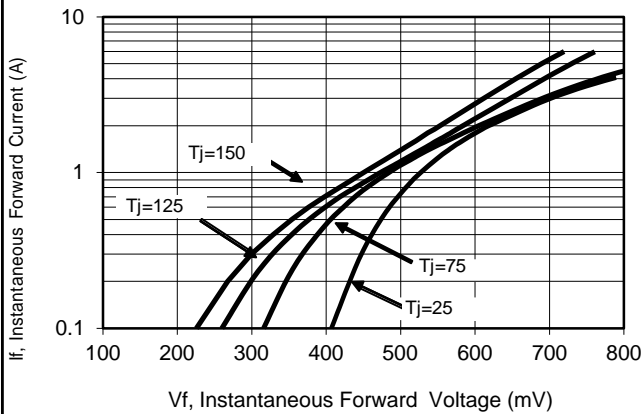
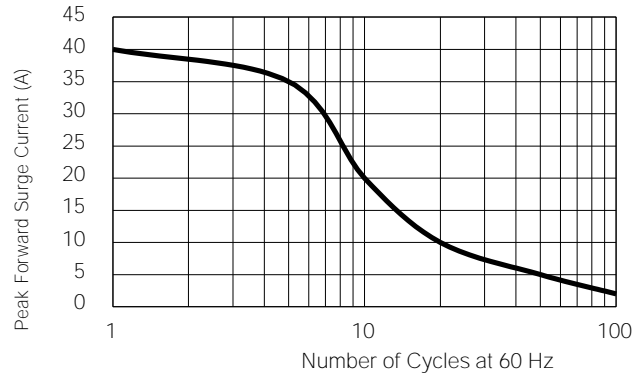
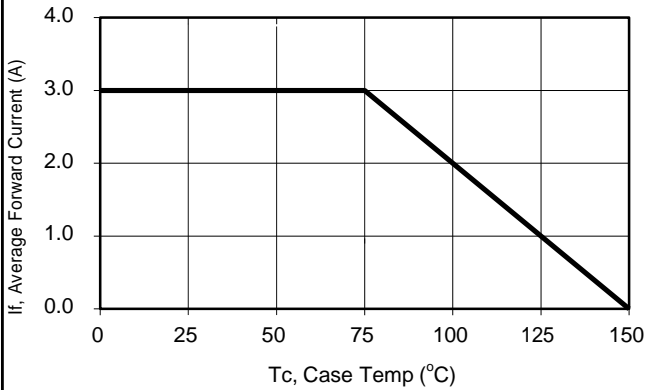
- ‡ '& '& RQYH
- ‡ \$& '\$GDSW

Maximum ratings and electrical characteristics (TJ = 25°C unless otherwise noted)

3 D U D P H W H U		6 \ P E R	/ L P L W	8 Q L
0 D [ L P X P H S H V S H W N Y Y H Y R / O W D J H		9550		9
0 D [ L P X P Y H U D R J H Z D W G W F L X I U H G I Q W		) \$9		\$
3 H D N		) 60		\$
2 S H U D M X Q B D Q L V Q R U D H P I S H U D D Q X U H		7- 767*	W R	&
7 \ S L F D O 1 1 T q				
, Q V W D Q W B Q Z B R O W	) \$	7- f &	7<3	0 \$ ;
	) \$	7- f &		
				9

1 R W H V  
 3 X O W H H V W V S X O Z L H G W K G X W \ F  
 3 X O W H H 3 X O Z L H G O V K P V

## RATINGS AND CHARACTERISTICS CURVES



## PACKAGE OUTLINE

'2 GLPHQVLRQV

